

Mark's Model Works, 1880's NZR coupler, assembly instructions




The sprue
2 pairs of couplers



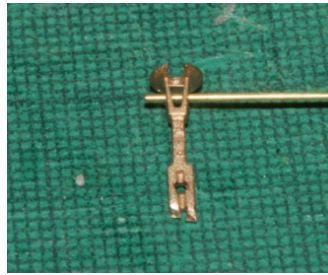
Drag pin can be seen in the
top head



Remove a pair of heads from the
sprue, one with a drag pin one
without



Ream the rear hole in the head
until the 0.5mm wire fits



The fit should be tight if
loose change to larger wire



Peen the end of the wire



So it doesn't escape



File the end




Remove a hook from the sprue
and clean up the front face



Ream the hole in the hook



This should allow the hook to
swing freely



But not have too much side
play



Insert the wire and hook



Cut the wire and bend over



Check to see locking action
works

Fit to wagons with a NY M1 machine screw. Fit at your standard height +/- 0.5mm will work fine